

---

# Fontenelle Gazette April 2011

---

**Fontenelle View  
Neighborhood Association  
Newsletter**

## **Locally owned business ads Page 3**

Contact information

Charlene Potter 933-8411

[charlene@rosewoodenvironmentalart.com](mailto:charlene@rosewoodenvironmentalart.com)

Trudie Ahlstrom - [gmahlstrom@hotmail.com](mailto:gmahlstrom@hotmail.com)

Lee Ortiz – Membership – 455-0470

**Next Meeting** – Thursday April 14, 2011

7 – 8 PM

Central Park School library

4904 N. 42<sup>nd</sup> Street

Omaha, NE 68111

South door South parking

### **Topics of discussion**

#### **Spring Clean Up**

Safety

Beautification

Learning to be Green

Membership

Support of local and self- employed businesses.

Community Peace Garden

CHLI project

### **Safety**

#### **The following information is from the**

#### **FEMA Website:**

##### **Facts about tornadoes:**

- They may strike quickly, with little or no warning.

- They may appear nearly transparent until dust and debris are picked up or a cloud forms in the funnel.
- The average tornado moves Southwest to Northeast, but tornadoes have been known to move in any direction.
- The average forward speed of a tornado is 30 MPH, but may vary from stationary to 70 MPH.
- Tornadoes can accompany tropical storms and hurricanes as they move onto land.
- Waterspouts are tornadoes that form over water.
- Tornadoes are most frequently reported east of the Rocky Mountains during spring and summer months.
- Peak tornado season in the southern states is March through May; in the northern states, it is late spring through early summer.
- Tornadoes are most likely to occur between 3 p.m. and 9 p.m., but can occur at any time.

### **Know Your Tornado Terms**

---

Familiarize yourself with these terms to help identify a tornado hazard:

#### **Tornado Watch**

Tornadoes are possible. Remain alert for approaching storms. Watch the sky and stay tuned to NOAA Weather Radio, commercial radio, or television for information.

#### **Tornado Warning**

A tornado has been sighted or indicated by weather radar. Take shelter immediately.

- **What to Do During a Tornado**
- If you are under a tornado WARNING, seek shelter immediately!

If you are in:	Then:
A structure (e.g. residence, small building, school, nursing home, hospital, factory, shopping center, high-rise building)	Go to a pre-designated shelter area such as a safe room, basement, storm cellar, or the lowest building level. If there is no basement, go to the center of an interior room on the lowest level (closet, interior hallway) away from corners, windows, doors, and outside walls. Put as many walls as possible between you and the outside. Get under a sturdy table and use your arms to protect your head and neck. Do not open windows.
A vehicle, trailer, or mobile home	Get out immediately and go to the lowest floor of a sturdy, nearby building or a storm shelter. Mobile homes, even if tied down, offer little protection from tornadoes.
The outside with no shelter	<p>Lie flat in a nearby ditch or depression and cover your head with your hands. Be aware of the potential for flooding.</p> <p>Do not get under an overpass or bridge. You are safer in a low, flat location.</p> <p>Never try to outrun a tornado in urban or congested areas in a car or truck. Instead, leave the vehicle immediately for safe shelter.</p> <p>Watch out for flying debris. Flying debris from tornadoes causes most fatalities and injuries.</p>

Please take a look at these city websites for more information:

<http://www.cityofomaha.org/>

<http://www.wasteline.org/>

**Beautification**

**Spring Cleanup**

Please see page flyer.


**Learning ways to reduce our impact on our natural environment**

1. Reduce, reuse, recycle
2. Because of the high price of gas, I'm dusting off the bike in my basement. Hope to see you walking or biking on the warm weather days.
3. Use non-toxic materials when possible
4. Ask for non-toxic materials when none exist.
5. Create new uses for existing tools, materials, and wigits.
6. If you have a wigit suggestion to share, please contact the newsletter editor and we will print your ideas.  
Look for more ideas about learning to be green in our next newsletter.

**Consider sending the editor an email on ways you are being green. The editor will print them. Thanks**

**Consider sending us your email address so that we can send our newsletters to you via email and save on paper and trees. If you would like your newsletter mailed, please send us your mailing address and postage. Thank you**

[charlene@rosewoodenvironmentalart.com](mailto:charlene@rosewoodenvironmentalart.com)




**Stay Safe & Practice Random Acts of Kindness, Trudie Martin Ahlstrom :)**

**This page is dedicated for ads of the locally owned businesses.**

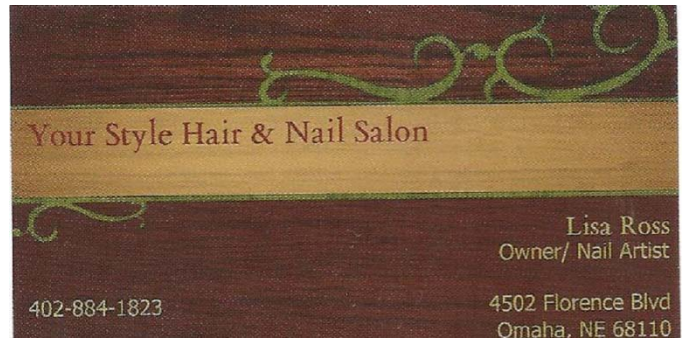
**Supporting our local self-employed businesses and locally owned businesses**

If you live within the boundaries of FVNA please submit your locally owned business information to be published in our newsletter. It's free if you become a member. Business of the Month coming soon

**Steven Johnson**  
**Lawn Service**  
**Mowing, trimming, trims bushes, not trees, and rakes leaves**  
**402-612-7233**



**S & E Painting**  
**4327 Larimore Avenue**  
**Omaha, NE 68111**  
**402-516-8343**  
**Uses only high-end products for a long lasting finish.**  
**Call for proposal**



**Lisa Ross (lives in FVNA boundaries)**



**Lee's Cleaning Service**  
**Free estimates**  
**Insured**  
**402-455-0470**



**Charlene Potter**  
**Environmental Artist**  
**rosewoodenvironmentalart.com**  
**[charlene@rosewoodenvironmentalart.com](mailto:charlene@rosewoodenvironmentalart.com)**  
**402-933-8411**

**Community Peace Garden**

We are pleased to announce the Community Peace Garden project. We are in partnership with Omaha Home for Boys for the site of the garden. We are in the beginning stages of this process and will keep you informed as the project moves forward. Please contact us to be placed on the schedule to work in the Peace garden. We will be breaking ground very soon.

**The CHLI Project**

The CHLI project is the Community Health and Living Index. We are in the middle stage of this project. Once the CHLI assessments are compiled we will begin the second stage of the project to determine the results of the assessments. This project is tabled until the assessments are evaluated.

